

HEATING

.....

MONOBLOC R32

OUTDOOR UNITS



Single phase 5-7-9 kW
HCEWMS 500 Z
HCEWMS 700 Z
HCEWMS 900 Z



Single phase 12-14-16 kW
HCEWMS 1200 - 1400 - 1600 Z
Three-phase 12-14-16 kW
HCVWMS 1202 - 1402 - 1602 Z



Three-phase 18-22-24-30 kW
HCVWMS 1802 - 2202 Z
HCVWMS 2602 - 3002 Z

NEW

DUAL STAGE COMPRESSOR



The dual stage compressor reduces any vibrations during rotation, effectively dampening noise.

BROAD OPERATING RANGE



COOLING

-5°/+46°
(outside temperature)

PRODUCT PLUSES



3 operating modes

Auto, cooling, heating.



Disinfect

Activation of the anti-legionella function.

CIRCULATOR



Circulation pump included.



HEATING

-25°/+35°
(outside temperature)



Timer

Daily and weekly.



Silent mode

Setting of two sound dampening levels and two timers.



DHW PRODUCTION

-25°/+43°
(outside temperature)



Holiday mode

Timer setting during a selected period.



Recirculation pump

Pump on and off settable using the timer.



MODBUS

Wired remote control connection to MODBUS systems.



WiFi





Remote connection via built-in WiFi.

HEATING

.....




MONOBLOC R32

4 OPERATING MODES

-  COOLING
-  HEATING
-  DOMESTIC HOT WATER
-  AUTOMATIC

3 COMBINED OPERATING MODES



-  COOLING + DHW
-  HEATING + DHW
-  AUTOMATIC + DHW

HEATING + DHW operating mode

SYSTEM

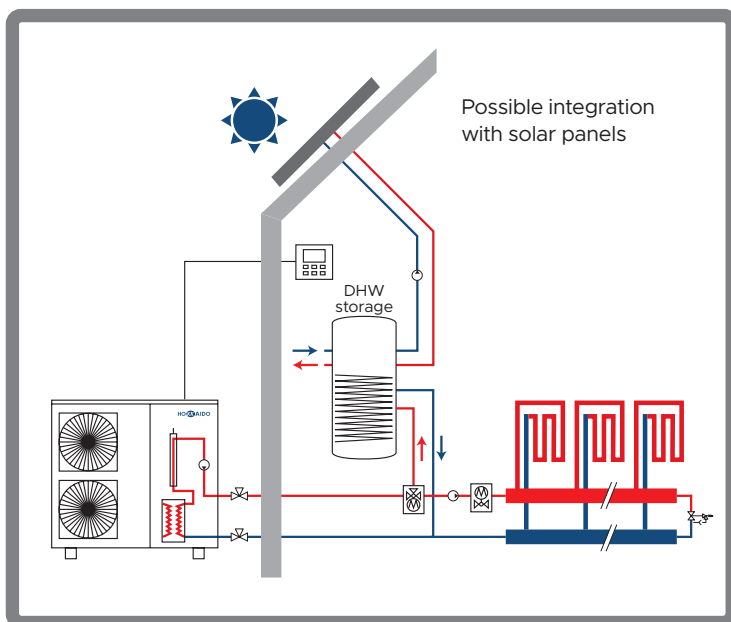
Climatic curve management

The system lets the user set 2 curves for each thermal zone:

- climatic curve in heating mode;
- climatic curve in cooling mode.

Up to 8 different climate curves can be selected for each mode, depending on the outside ambient temperature.

Hydraulic connections diagram

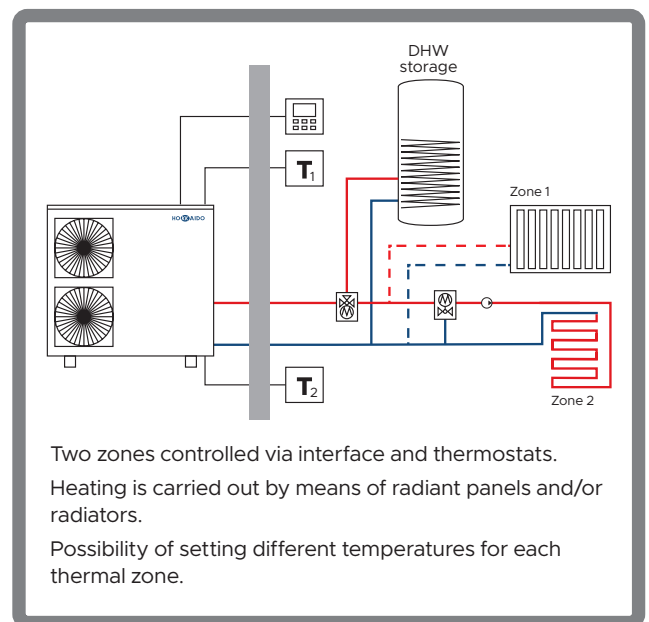


INSTALLATION FLEXIBILITY

The monobloc in R32 offers extensive installation flexibility. Depending on the needs of the end user, the system lets you:

- heat and cool rooms with radiant floors, high efficiency radiators and/or fan coils;
- product domestic hot water;
- integrate the tank with thermal solar panels;
- set the maximum operating current.

Dual-zone system



HEATING



MONOBLOC R32



Single phase 5-7-9 kW
HCEWMS 500 Z
HCEWMS 700 Z
HCEWMS 900 Z

ENERGY EFFICIENCY CLASS

A+++

In heating mode with **35° C** delivery water temperature.

ENERGY EFFICIENCY CLASS

A++

In heating mode with **55° C** delivery water temperature

Model				HCEWMS 500 Z	HCEWMS 700 Z	HCEWMS 900 Z
Heating	Rated power	A7//W35	kW	4.65	6.65	8.60
	Electrical absorption		COP	0.93	1.35	1.87
	Performance coefficient			5.00	4.93	4.60
	Rated power	A7//W45	kW	4.80	6.70	8.60
	Electrical absorption		COP	1.33	1.88	2.50
	Performance coefficient			3.61	3.56	3.44
	Seasonal energy efficiency (η _s)	35/55	%	176/127	176/127	177/126
Energy efficiency class	35/55	-	A+++/A++	A+++/A++	A+++/A++	
Cooling	Rated power	A35//W18	kW	4.60	6.45	8.00
	Electrical absorption		EER	0.95	1.39	1.92
	Energy efficiency			4.84	4.64	4.17
	Rated power	A35//W7	kW	4.85	6.30	7.95
	Electrical absorption		EER	1.63	2.27	3.15
	Energy efficiency			2.98	2.78	2.52
Operating limits	Outside air temperature	Heating	°C	-25~35		
		Cooling		-5~43		
		DHW		-25~43		
	Delivery water temperature	Heating	°C	25~60		
		Cooling		5~25		
		DHW		40~60		
Refrigerant	Type (GWP)		R32 (675)			
	Quantity (tons CO ₂)	kg (t)	2.0 (1.350)			
	Control system		Electronic expansion valve			
Type of compressor			Twin Rotary - DC Inverter			
Internal circulator	Model		WILO Yonos PARA RS 15/6 RKC			
Expansion tank	Volume	L	2			
	Pre-load	bar	1.5			
Hydraulic connections	Water inlet/outlet	Inches	1" M	1" M	1" M	
	Power supply	Ph-V-Hz	1ph-220~240V-50Hz			
Electrical data	Maximum current	A	14.1			
	Power cable	type	3x4 mm ²			
Control	Standard		Wire remote control			
Sound pressure level at 1 m	Max	dB(A)	48.8	52.3	54.5	
Sound power level	Max	dB(A)	61	64	67	
Dimensions	LxDxH	mm	1210x402x945			
Net weight		kg	92			

NOTE: The data contained above refer to the following standards: EN14511:2013; EN14825:2013; EN50564:2011; EN12102:2011; (EU)No:811:2013; (EU)No:813:2013; OJ 2014/C 207/02:2014.

HEATING



MONOBLOC R32



Single phase 12-14-16 kW
HCEWMS 1200 - 1400 - 1600 Z
 Three-phase 12-14-16 kW
HCVWMS 1202 - 1402 - 1602 Z

ENERGY EFFICIENCY CLASS

A++

In heating mode with **35°C** delivery water temperature.

ENERGY EFFICIENCY CLASS

A++

In heating mode with **55°C** delivery water temperature.

Model				HCEWMS 1200 Z	HCEWMS 1400 Z	HCEWMS 1600 Z	HCVWMS 1202 Z	HCVWMS 1402 Z	HCVWMS 1602 Z
Heating	Rated power	A7//W35	kW	12.30	14.10	16.30	12.30	14.10	16.30
	Electrical absorption			2.56	3.07	3.66	2.54	3.05	3.63
	Performance coefficient			4.80	4.59	4.45	4.84	4.62	4.49
	Rated power	A7//W45	kW	12.40	14.10	16.20	12.40	14.10	16.20
	Electrical absorption			3.52	4.06	4.72	3.45	3.99	4.70
	Performance coefficient			3.52	3.47	3.43	3.59	3.53	3.45
	Seasonal energy efficiency (η _s)	35/55		%	169/126	168/128	169/128	169/126	168/128
Energy efficiency class	35/55		-	A++/A++	A++/A++	A++/A++	A++/A++	A++/A++	A++/A++
Cooling	Rated power	A35//W18	kW	12.20	14.00	15.50	12.20	14.00	15.50
	Electrical absorption			2.55	3.10	3.64	2.53	3.11	3.63
	Energy efficiency			4.78	4.52	4.26	4.82	4.50	4.27
	Rated power	A35//W7	kW	10.90	12.90	13.80	10.90	12.90	13.80
	Electrical absorption			3.74	4.64	5.21	3.72	4.62	5.19
	Energy efficiency			2.91	2.78	2.65	2.93	2.79	2.66
Operating limits	Outside air temperature	Heating	°C	-25~35			-25~35		
		Cooling		-5~46			-5~46		
		DHW		-25~43			-25~43		
	Delivery water temperature	Heating	°C	25~60			25~60		
		Cooling		5~25			5~25		
		DHW		40~60			40~60		
Refrigerant	Type (GWP)			R32 (675)			R32 (675)		
	Quantity (tons CO ₂)		kg (t)	2.8 (1.890)			2.8 (1.890)		
	Control system			Electronic expansion valve			Electronic expansion valve		
Type of compressor				Twin Rotary - DC Inverter			Twin Rotary - DC Inverter		
Internal circulator	Model			WILO Yonos PARA RS 25/7.5 RKC			WILO Yonos PARA RS 25/7.5 RKC		
Expansion tank	Volume		L	5			5		
	Pre-load		bar	1.5			1.5		
Hydraulic connections	Water inlet/outlet		Inches	1-1/4"M	1-1/4"M	1-1/4"M	1-1/4"M	1-1/4"M	1-1/4"M
	Power supply		Ph-V-Hz	1ph-230V-50Hz			3ph-400V-50Hz		
Electrical data	Maximum current		A	26.8			11		
	Power cable		type	3x6 mm ²			5x2.5 mm ²		
Control	Standard			Wire remote control			Wire remote control		
Sound pressure level at 1 m	Max		dB(A)	57.6	58	58.1	57.2	58.1	59
Sound power level	Max		dB(A)	68	71	71	68	71	71
Dimensions	LxDxH		mm	1404x405x1414			1404x405x1414		
Net weight			kg	158			172		

NOTE: The data contained above refer to the following standards: EN14511:2013; EN14825:2013; EN50564:2011; EN12102:2011; (EU)No:811:2013; (EU)No:813:2013; OJ 2014/C 207/02:2014.

HEATING



MONOBLOC R32



Three-phase
18-22-26-30 kW
HCVWMS 1802 Z
HCVWMS 2202 Z
HCVWMS 2602 Z
HCVWMS 3002 Z

ENERGY EFFICIENCY CLASS

A+++

In heating mode with **35° C** delivery water temperature (models from 18 to 26 kW).

ENERGY EFFICIENCY CLASS

A++

In heating mode with **55° C** delivery water temperature (models from 18 to 22 kW).

Model				HCVWMS 1802 Z	HCVWMS 2202 Z	HCVWMS 2602 Z	HCVWMS 3002 Z
Heating	Rated power	A7//W35	kW	18.00	22.00	26.00	30.10
	Electrical absorption		kW	3.83	5.00	6.37	7.70
	Performance coefficient		COP	4.70	4.40	4.08	3.91
	Rated power	A7//W45	kW	18.00	22.00	26.00	30.00
	Electrical absorption		kW	5.143	6.471	8.387	10.345
	Performance coefficient		COP	3.50	3.40	3.10	2.90
	Seasonal energy efficiency (ηs)	35/55	%	171.1/121.2	168.2/124.2	164.2/122.4	156.2/122.6
Energy efficiency class	35/55	-	A+++/A+++	A+++/A+++	A+++/A+++	A++/A+	
Cooling	Rated power	A35//W18	kW	18.50	23.00	27.00	31.00
	Electrical absorption		kW	3.895	5.00	6.279	7.75
	Energy efficiency		EER	4.75	4.60	4.30	4.00
	Rated power	A35//W7	kW	17.00	21.00	26.00	29.50
	Electrical absorption		kW	5.574	7.119	9.63	11.569
	Energy efficiency		EER	3.05	2.95	2.70	2.55
Operating limits	Outside air temperature	Heating	°C	-25~35			
		Cooling		-5~46			
		DHW		-25~43			
	Delivery water temperature	Heating	°C	25~60			
		Cooling		5~25			
		DHW		40~60			
Refrigerant	Type (GWP)	R32 (675)					
	Quantity (tons CO2)	kg (t)	5 (3.375)				
	Control system	Electronic expansion valve					
Type of compressor	Twin Rotary - DC Inverter						
Internal circulator	WILO Yonos PARA RS 25/7.5 RKC						
Expansion tank	Volume	L	8				
	Pre-load	bar	1.0				
Hydraulic connections	Water inlet/outlet	Inches	1-1/4" BSP	1-1/4" BSP	1-1/4" BSP	1-1/4" BSP	
	Power supply	Ph/V/Hz	3ph-400V-50Hz				
Electrical data	Maximum current	A	16.80	19.60	21.60	22.80	
	Power cable	type	5x6 mm ²				
Wire control	Standard (included)	Wire remote control					
Sound pressure level at 1 m	Max	dB(A)	57.6	59.8	61.5	63.5	
Sound power level	Max	dB(A)	71	73	75	77	
Dimensions	LxDxH	mm	1129x440x1558	1129x440x1558	1129x440x1558	1129x440x1558	
Net weight		kg	177	177	177	177	

NOTE: The data contained above refer to the following standards: EN14511:2013; EN14825:2013; EN50564:2011; EN12102:2011; (EU)No:811:2013; (EU)No:813:2013; OJ 2014/C 207/02:2014.