

# HEATING

.....

## HP SPLIT R32

**NEW**

### OUTDOOR UNITS



Single phase 4~6 kW  
HCEMS 400 Z  
HCEMS 600 Z



Single phase 8~10 kW  
HCEMS 800 Z  
HCEMS 1000 Z

### INDOOR UNIT



Single phase  
HHNMS 4-6 Z  
HHNMS 8-10 Z

### TANK



WT-XL-DW1-200-500C  
WT-AP-DW1-300-500C

**COP 5.15 (4.20 KW)**  
**CLASS ENERGY RATING**  
**A+++/A++**



**Eco mode**  
Energy saving function.



**Disinfect**  
Activation of the anti-legionella function.



**Timer**  
Daily and weekly.




**Silent mode**  
Setting of two sound dampening levels and two timers.



**Holiday mode**  
Timer setting during a selected period.



**WiFi**  
Remote connection via built-in WiFi.



**MODBUS**  
Wired remote control connection to MODBUS systems.

### WIDE RANGE OF AMBIENT TEMPERATURE



COOLING

**-5°/+43°**  
(outside temperature)



HEATING

**-25°/+35°**  
(outside temperature)



DHW PRODUCTION

**-25°/+43°**  
(outside temperature)

### WIDE RANGE OF WATER TEMPERATURE



COOLING

**+7°/+30°**



HEATING

**+25°/+60°**



DHW PRODUCTION





**+40°/+60°**

# HEATING




.....

## HP SPLIT R32

### 4 OPERATING MODES

-  COOLING
-  HEATING
-  DOMESTIC HOT WATER
-  AUTOMATIC

### 3 COMBINED OPERATING MODES

-  COOLING + DHW
-  HEATING + DHW
-  AUTOMATIC + DHW

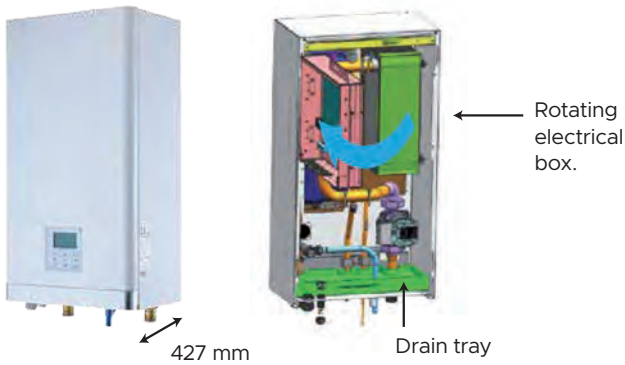


HEATING + DHW operating mode

### SIMPLE INSTALLATION AND MAINTENANCE

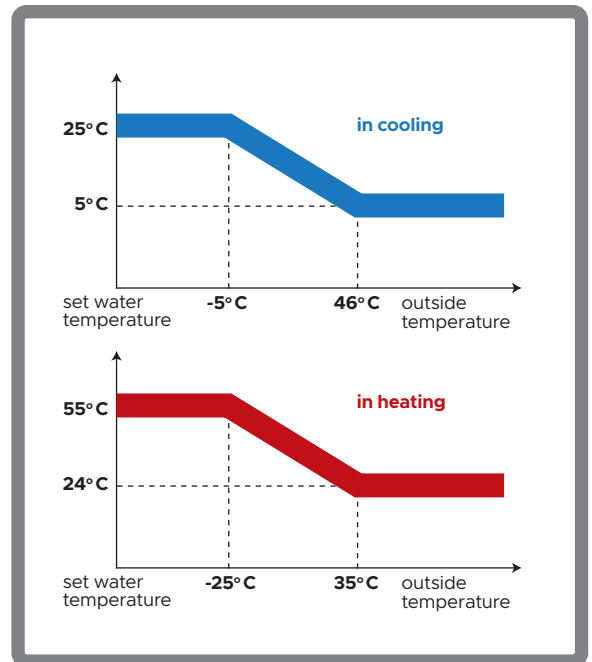
Extremely compact hydronic model (427 mm deep), suitable for replacing existing boilers.

The electrical box can be rotated to permit easy component installation and maintenance.



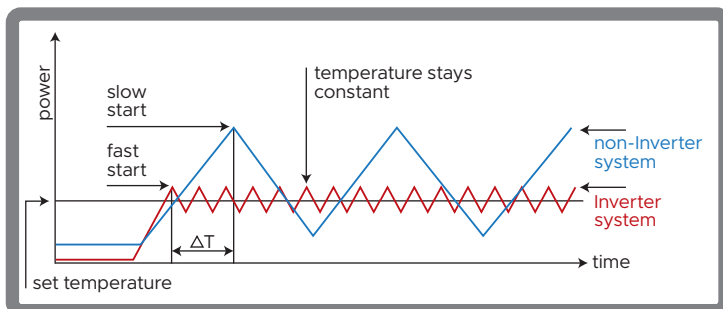
### 32 CLIMATIC CURVES

Absolute comfort with a climate curve that adapts to the climate. There are 32 pre-set climate curves to choose from, plus one customisable curve. Once the curve is selected, the unit sets the outlet water temperature according to the outside temperature.



### CONSTANT WATER TEMPERATURE

Compressor rotation is precise and ensures that the water temperature is kept constant around a set value.

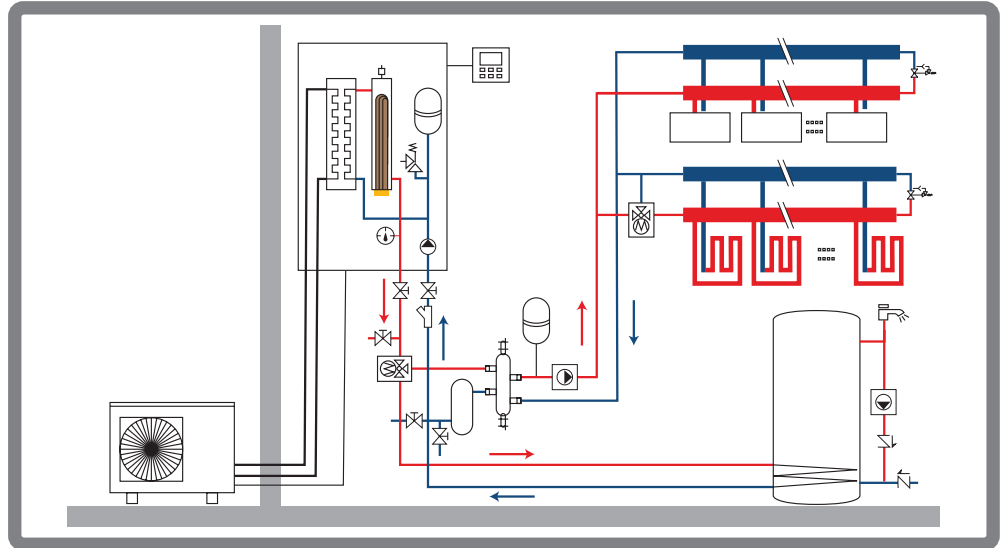


# HEATING

.....

## HP SPLIT R32

### SYSTEM DIAGRAM



Outdoor unit model				HCEMS 400 Z	HCEMS 600 Z	HCEMS 800 Z	HCEMS 1000 Z
Heating	Rated power	A7/W35	kW	4.20	6.50	8.40	10.00
	Electrical absorption		0.82	1.35	1.73	2.15	
	Performance coefficient		COP	5.15	4.85	4.85	4.65
	Rated power	A7/W45	kW	4.20	6.35	8.05	9.85
	Electrical absorption		1.15	1.74	2.16	2.72	
	Performance coefficient		COP	3.65	3.64	3.73	3.65
	Rated power	A7/W55	kW	4.10	5.75	7.50	9.30
	Electrical absorption		1.44	1.98	2.49	3.25	
	Performance coefficient		COP	2.85	2.90	3.01	2.86
	Seasonal energy efficiency (ηs)	35/55	%	187.5/130.6	187.5/130.6	188.4/128	188.4/128
Energy efficiency class	35/55	-	A+++/A+++	A+++/A+++	A+++/A+++	A+++/A+++	
Cooling	Rated power	A35/W18	kW	4.30	6.45	8.35	10.20
	Electrical absorption		0.77	1.32	1.79	2.40	
	Energy efficiency		EER	5.60	4.88	4.67	4.25
	Rated power	A35/W7	kW	4.50	6.50	7.38	8.15
	Electrical absorption		1.36	2.20	2.44	2.76	
Energy efficiency	EER	3.32	2.95	3.02	2.95		
Operating limits	Outside air temperature	Heating	°C	-25~35	-25~35	-25~35	-25~35
		Cooling	°C	-5~43	-5~43	-5~43	-5~43
		DHW	°C	-25~43	-25~43	-25~43	-25~43
Electrical data	Power supply	Ph/V/Hz	1ph-220~240V-50Hz	1ph-220~240V-50Hz	1ph-220~240V-50Hz	1ph-220~240V-50Hz	
	Maximum current	A	11.30	11.30	16.70	16.70	
	Power cable	type	3x2.5 mm <sup>2</sup>	3x2.5 mm <sup>2</sup>	3x4 mm <sup>2</sup>	3x4 mm <sup>2</sup>	
Refrigerant circuit	Refrigerant (GWP)		R32 (675)	R32 (675)	R32 (675)	R32 (675)	
	Pre-charge quantity (tons CO2)	kg (t)	1.55 (1.046)	1.55 (1.046)	1.65 (1.114)	1.65 (1.114)	
	Diameter of refrigerant piping on liquid/gas	mm (inches)	ø6.35(1/4") - ø15.88(5/8")				
	Max./Min. splitting length	m	30/2	30/2	30/2	30/2	
	Max height difference 0.U.-1.U./1.U.-0.U.	m	20/15	20/15	20/15	20/15	
	Splitting length without additional load	m	15	15	15	15	
	Additional load	g/m	20	20	38	38	
Compressor	Type		Twin Rotary - DC Inverter	Twin Rotary - DC Inverter	Twin Rotary - DC Inverter	Twin Rotary - DC Inverter	
Sound pressure level at 1 m (maximum value detected in tests)		dB(A)	46.5	49.5	49.3	52.4	
Sound power level (maximum value detected in tests)		dB(A)	61	62	63	65	
Fan air flow		m <sup>3</sup> /h	3300	3300	5000	5000	
Dimensions	LxDxH	mm	960x380x860	960x380x860	1075x395x965	1075x395x965	
Net	Weight	kg	57	57	67	67	
Indoor unit model				HHNMS 4-6 Z		HHNMS 8-10 Z	
Operating limits	Delivery water temperature	Heating	°C	25~60		25~60	
		Cooling	°C	7~30		7~30	
		DHW	°C	40~60		40~60	
Electrical data	Power supply	Ph/V/Hz	1ph-220~240V-50Hz		1ph-220~240V-50Hz		
	Electrical integration	kW	Not present		Not present		
	Maximum current	A	0.40		0.40		
	Power cable	type	3x1.5 mm <sup>2</sup>		3x1.5 mm <sup>2</sup>		
Expansion tank	Volume	L	5		5		
	Pre-load	bar	1.5		1.5		
Circulation pump	Flow rate	L/h	600~1250		600~2100		
	Max static pressure	m	8.5		8.5		
Water/refreon exchanger	type		Plate heat exchanger		Plate heat exchanger		
Maximum operating pressure		bar	3.0		3.0		
Hydraulic connections	Water inlet/outlet	Inches	ø1" BSP		ø1" BSP		
Sound power level		dB(A)	43		43		
Dimensions	LxDxH	mm	400x427x850		400x427x850		
Net	Weight	kg	47		47		
Wire control	Standard (included)		DHWZ CEM-Z	DHWZ CEM-Z	DHWZ CEM-Z	DHWZ CEM-Z	

NOTE: The data contained above refer to the following standards: EN14511:2013; EN14825:2013; EN50564:2011; EN2102:2011; (EU)No:811:2013; (EU)No:813:2013; OJ 2014/C 207/02:2014.